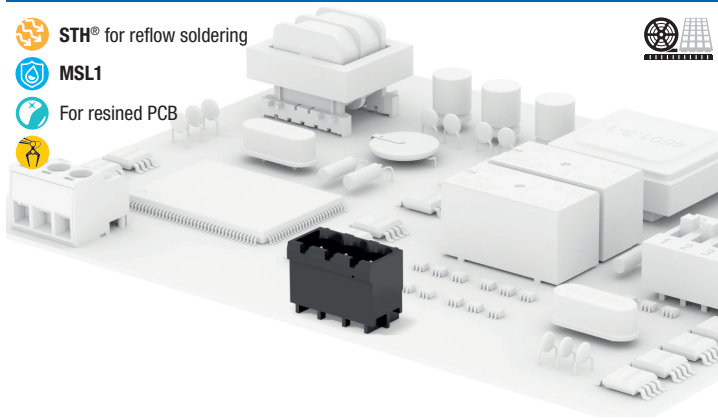


STH® for reflow soldering

MSL1

For resined PCB



General data

Dimensional class:	medium
Standard colour:	green
Pitches:	metric 5 mm, 7.5 mm, 10 mm (.197 in, .295 in, .394 in) imperial 5.08 mm, 7.62 mm, 10.16 mm (.200 in, .300 in, .400 in)
Insertion force per pole:	max 3 N (.674 lbf)
Withdrawal force per pole:	min 1,5 N (.337 lbf)
PCB thickness:	max 2.4 mm (.094 in)
PCB hole diameter:	min 1.5 mm (.059 in)
Operating temperature range:	-40 °C ÷ +105 °C (-40 °F ÷ +221 °F)
Contact resistance:	<15 mΩ
Insulation resistance:	>10 ⁹ Ω (500V DC)
Insulating material group:	I (CTI ≥ 600V)

Certifications

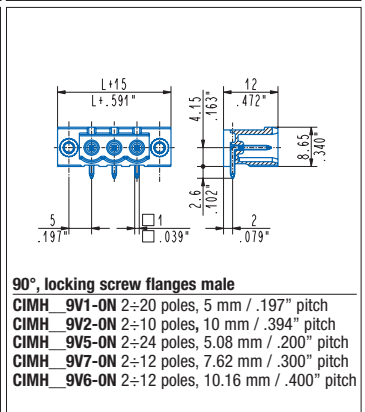
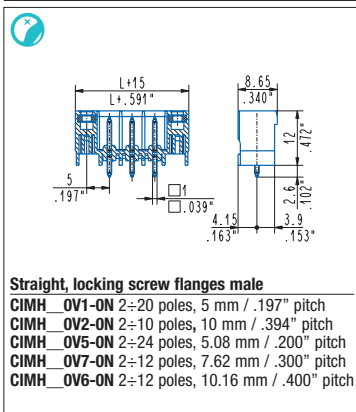
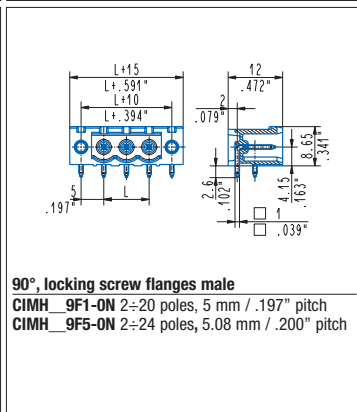
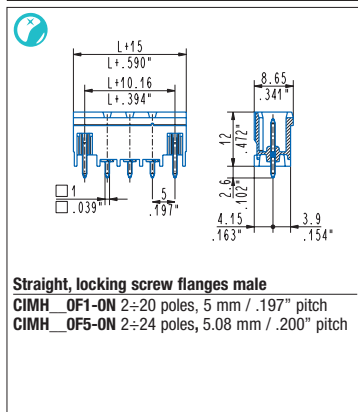
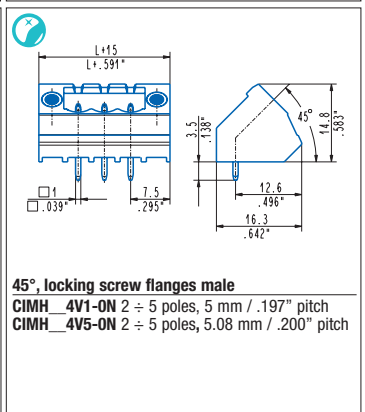
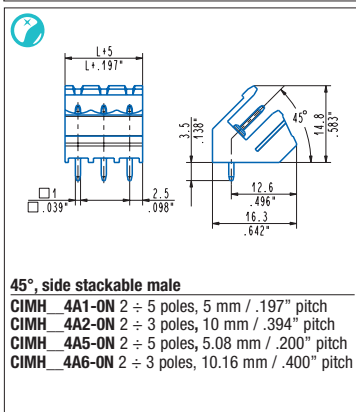
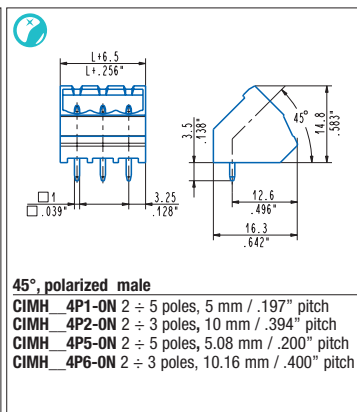
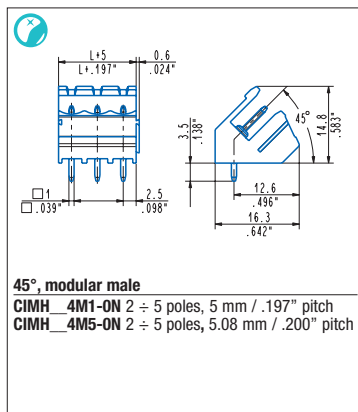
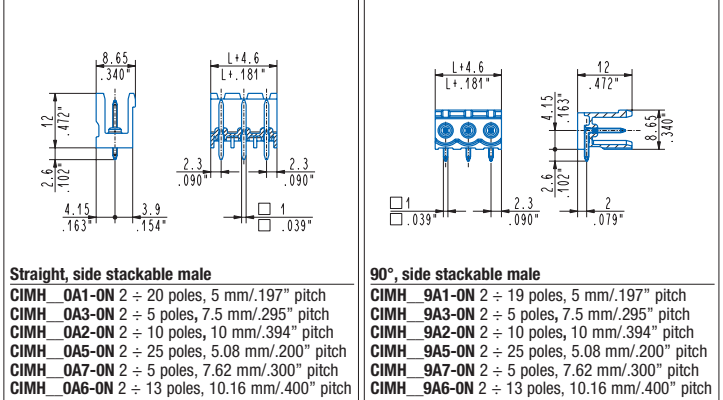
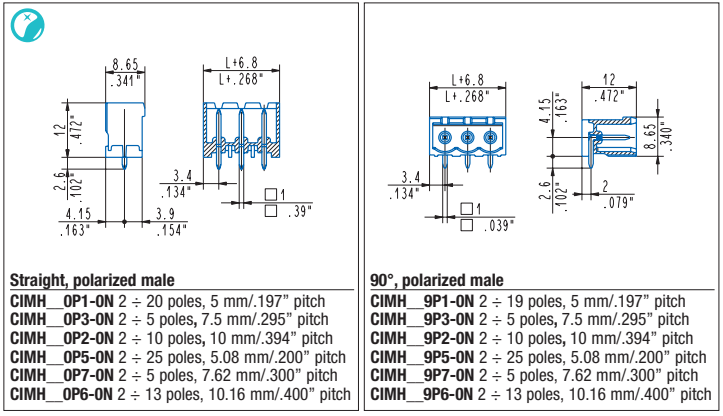
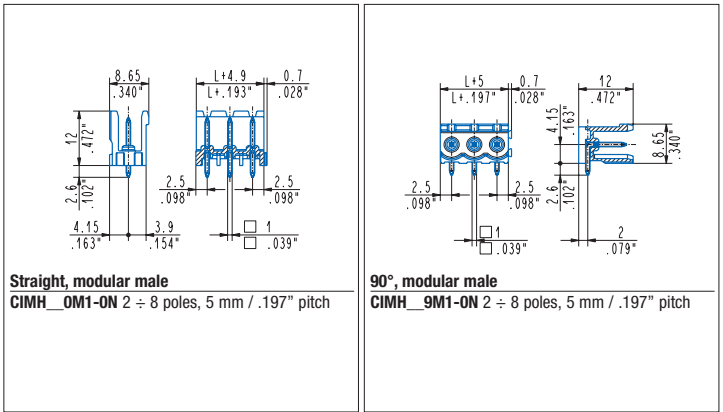
UL (n. E167473)

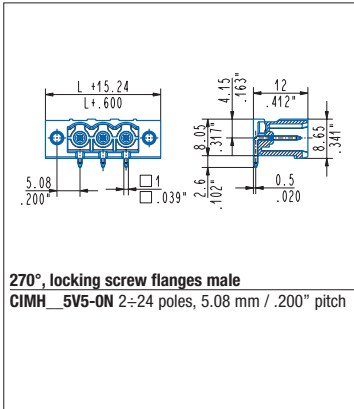
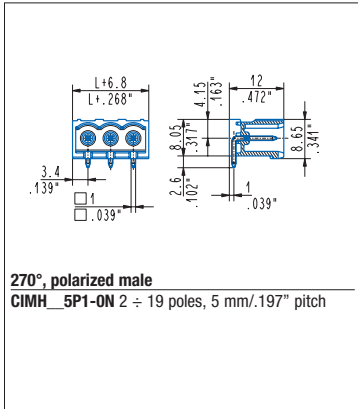
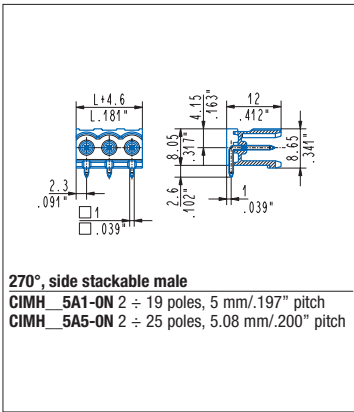
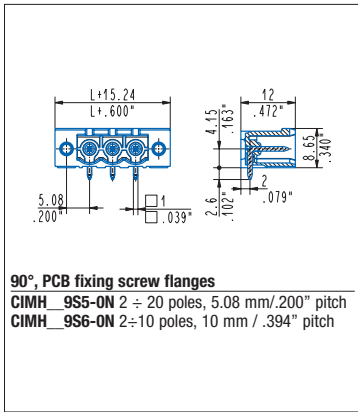
300 V - 15 A - for 5 mm, 5.08 mm, 7.5 mm and 7.62 mm pitch
600 V - 15 A - for 10 mm and 10.16 mm pitch

VDE (n. 40027448)

250 V - 16 A - 2.5 mm² - T100 - 2.5 kV - 2 for 5 mm and 5.08 mm pitch
500 V - 16 A - 2.5 mm² - T100 - 4 kV - 2 for 7.5 mm and 7.62 mm pitch
750 V - 16 A - 2.5 mm² - T100 - 6 kV - 2 for 10 mm and 10.16 mm pitch

Application values for end-use equipment have to be in accordance to norms and applicable to it. The certifications of some product's versions could be pending, for more detailed and updated data please refer to our web site www.sauro.net or your representative Sales Manager





Your drawings and notes

Usable with:

CIF
Page 61

CVF
Page 62

CCF
Page 63

CCF double
Page 64

CGF
Page 65

CGFH
Page 66

